

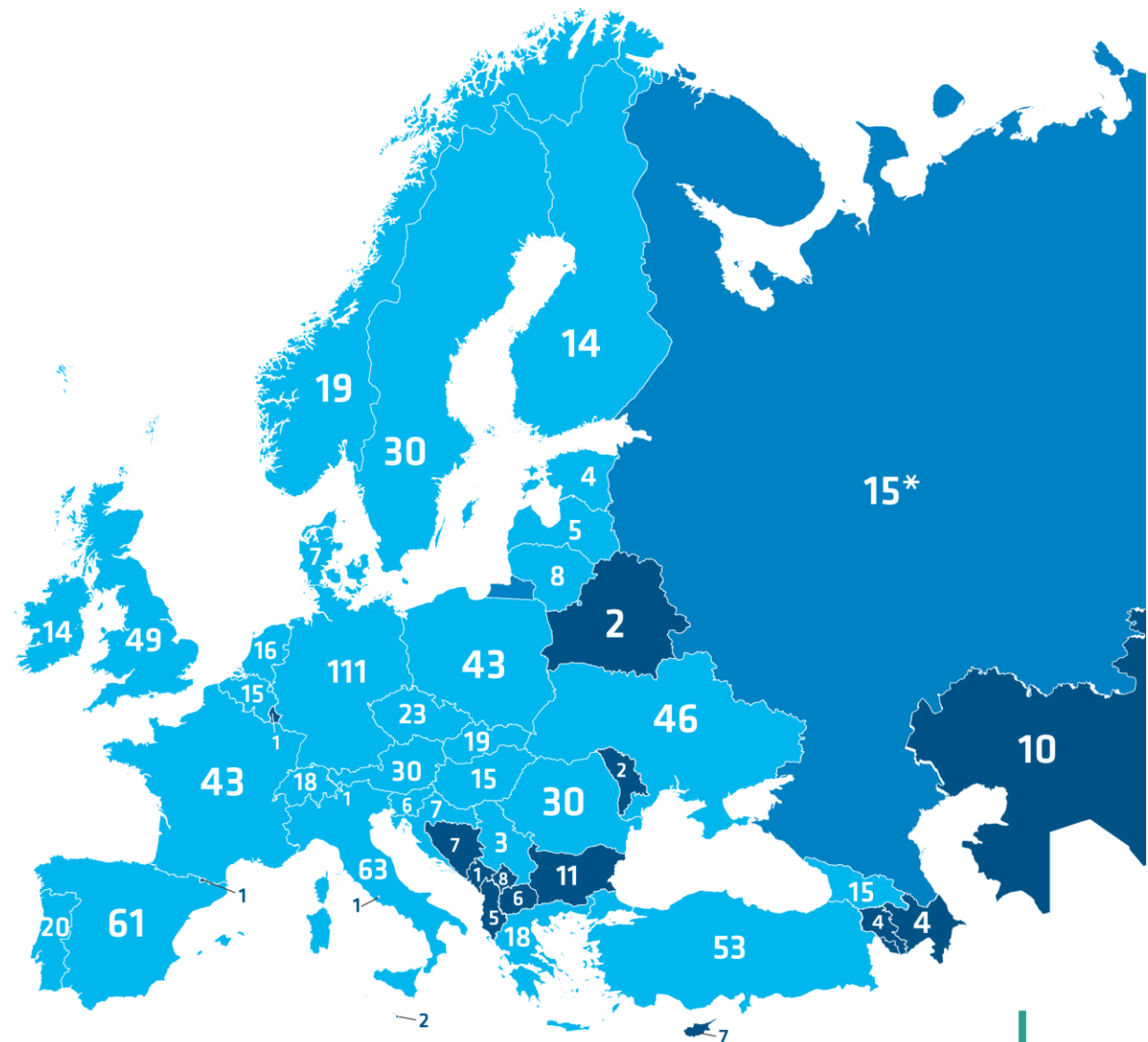
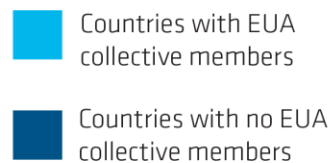
Environmental Sustainability in European Higher Education Institutions

RESULTS OF THE 2025 EUA SURVEY

GET-AHED conference, 20 October 2025

EUA

888 members based
in 52 countries



* Following a statement by the Russian Union of Rectors (RUR) supporting the invasion of Ukraine, EUA suspended Russian member universities whose leaders signed the statement.

Sustainability and greening at higher education institutions

2025 EUA survey on sustainability

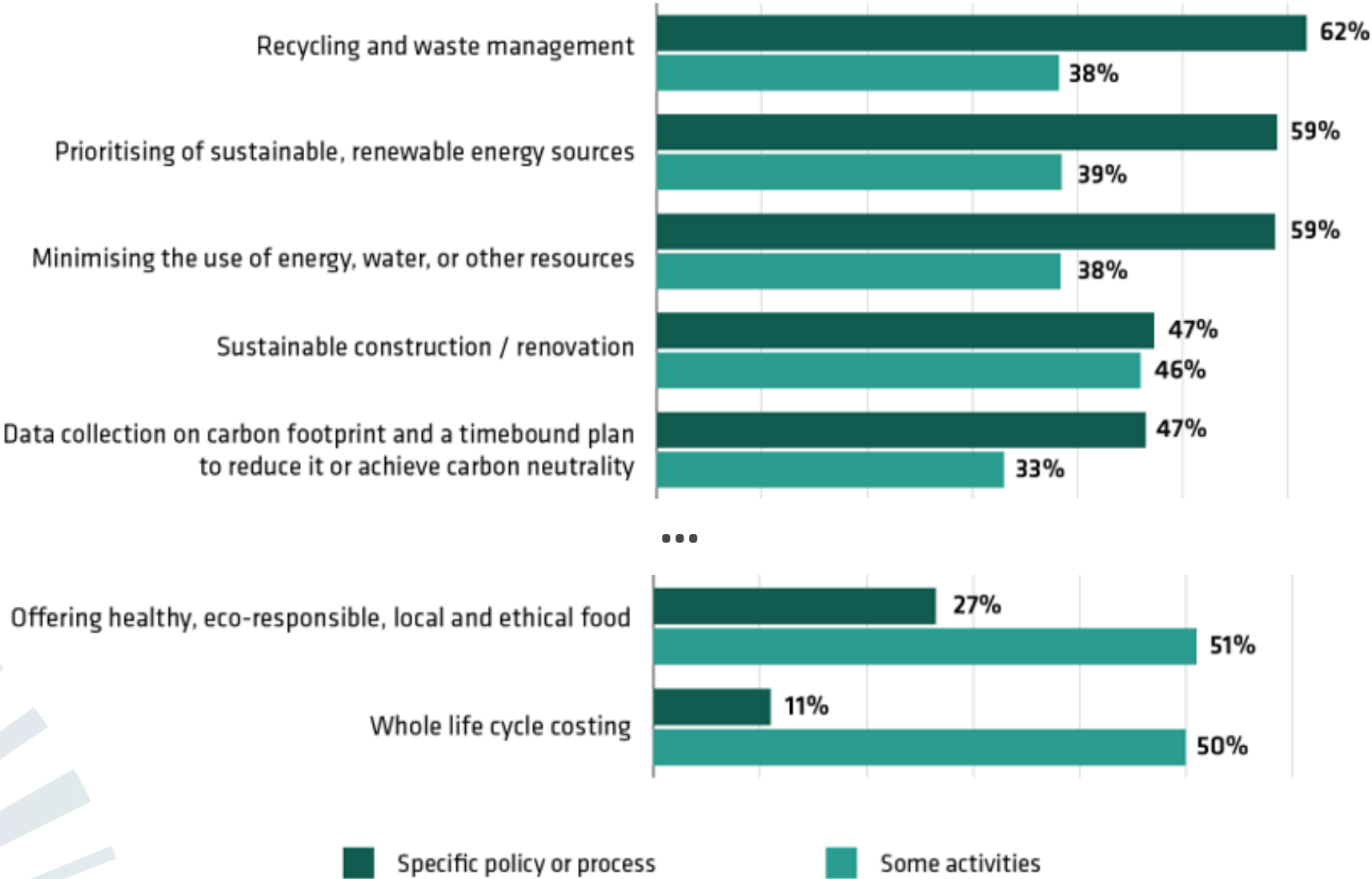
Approaches of HEI towards SDGs and greening:

- Strategies and actions
 - Education
 - Research and innovation
 - Third mission
- Institutional organisation
 - Monitoring
 - Projects
 - Networks
- Longitudinal data - [similar survey](#) conducted in 2021
- Responses from 439 HEI in 56 countries
 - 400 responses from the EHEA (43 countries/44 systems)



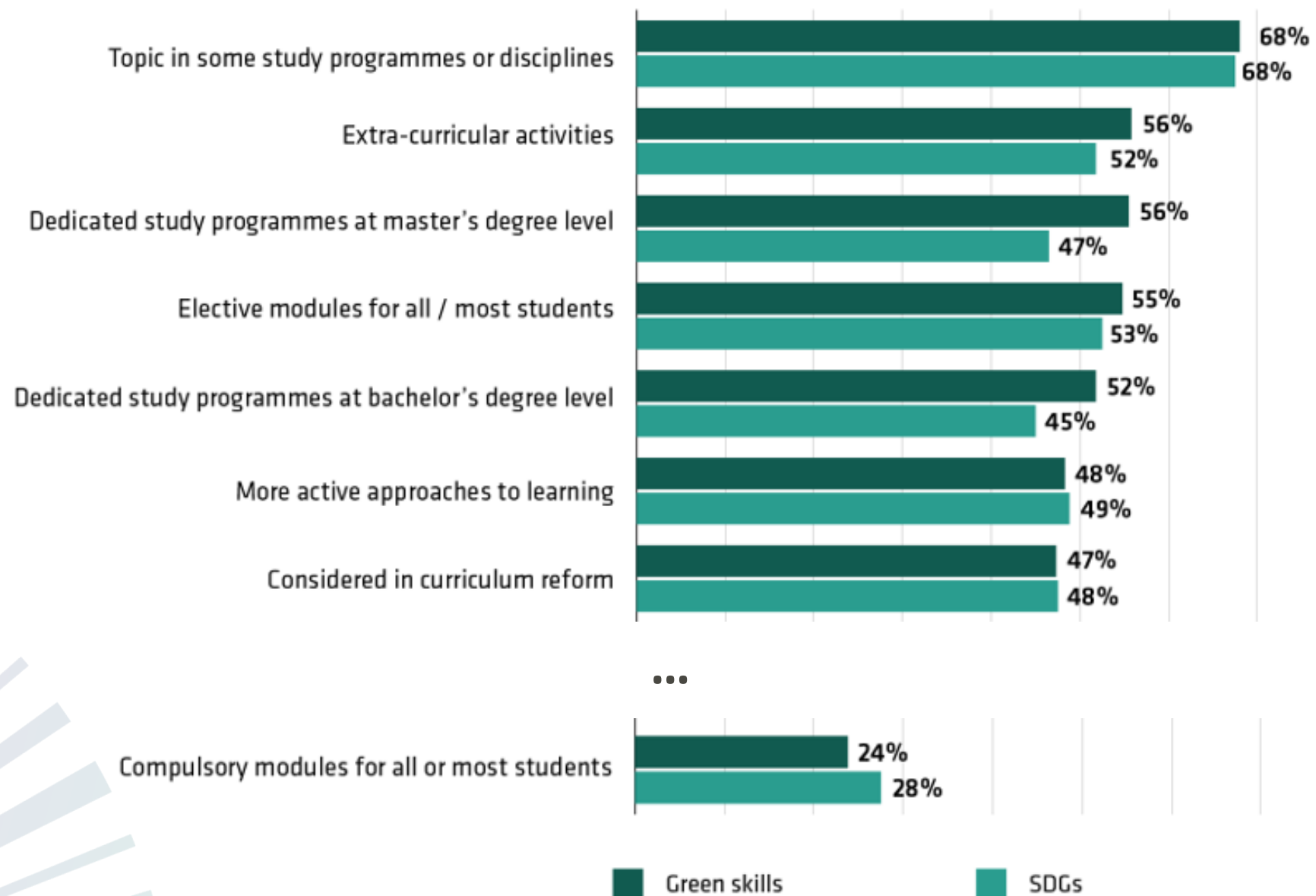
Activities (i) Green campus

Q6.1: Which of the following activities and measures take place at your institution?
Please select all that apply (...). N=400



Activities (ii) Learning and teaching

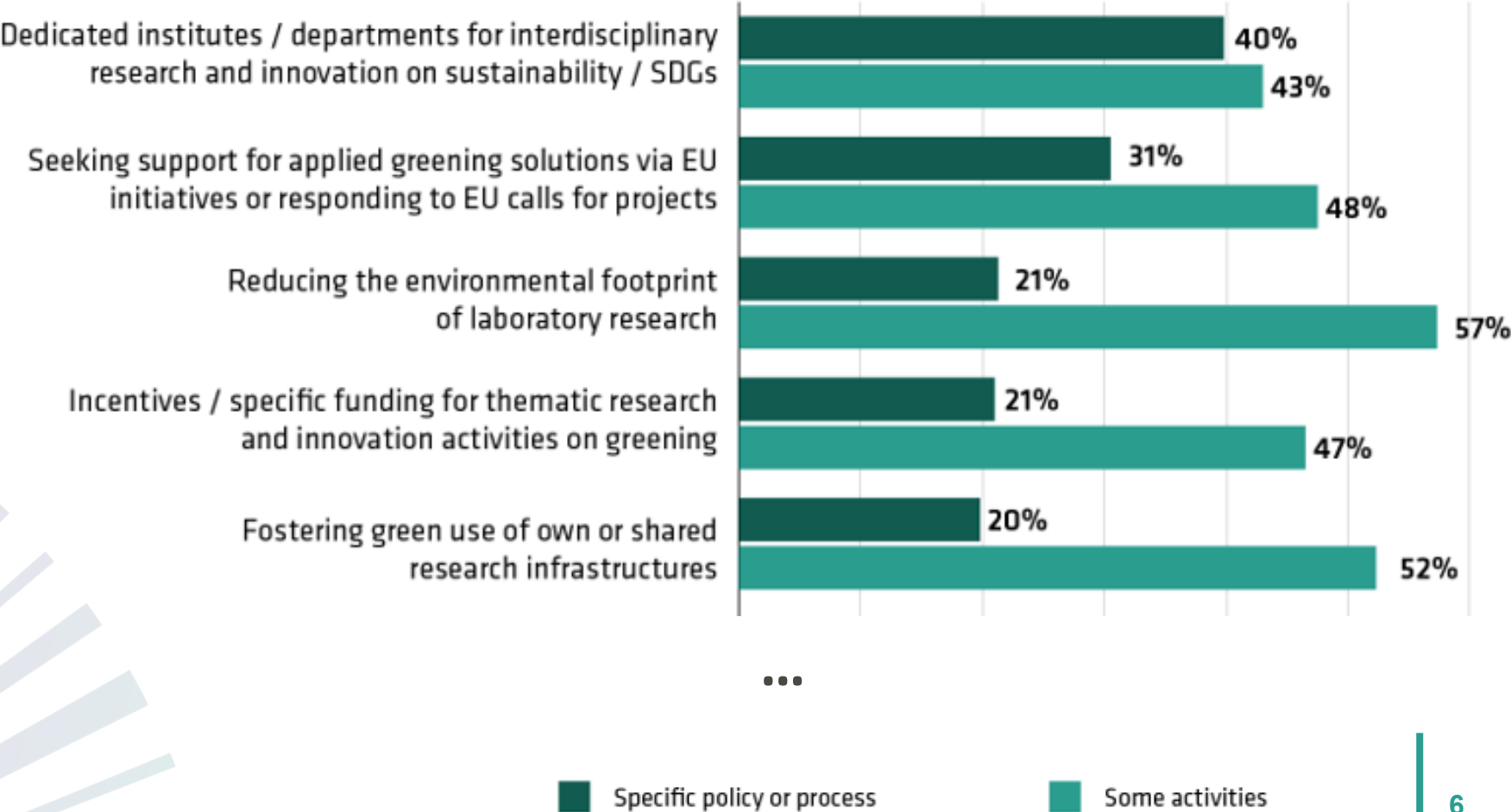
Q6.5: Which of the following activities and measures take place at your institution?
Please select all that apply (...). N=400



Activities (iii)

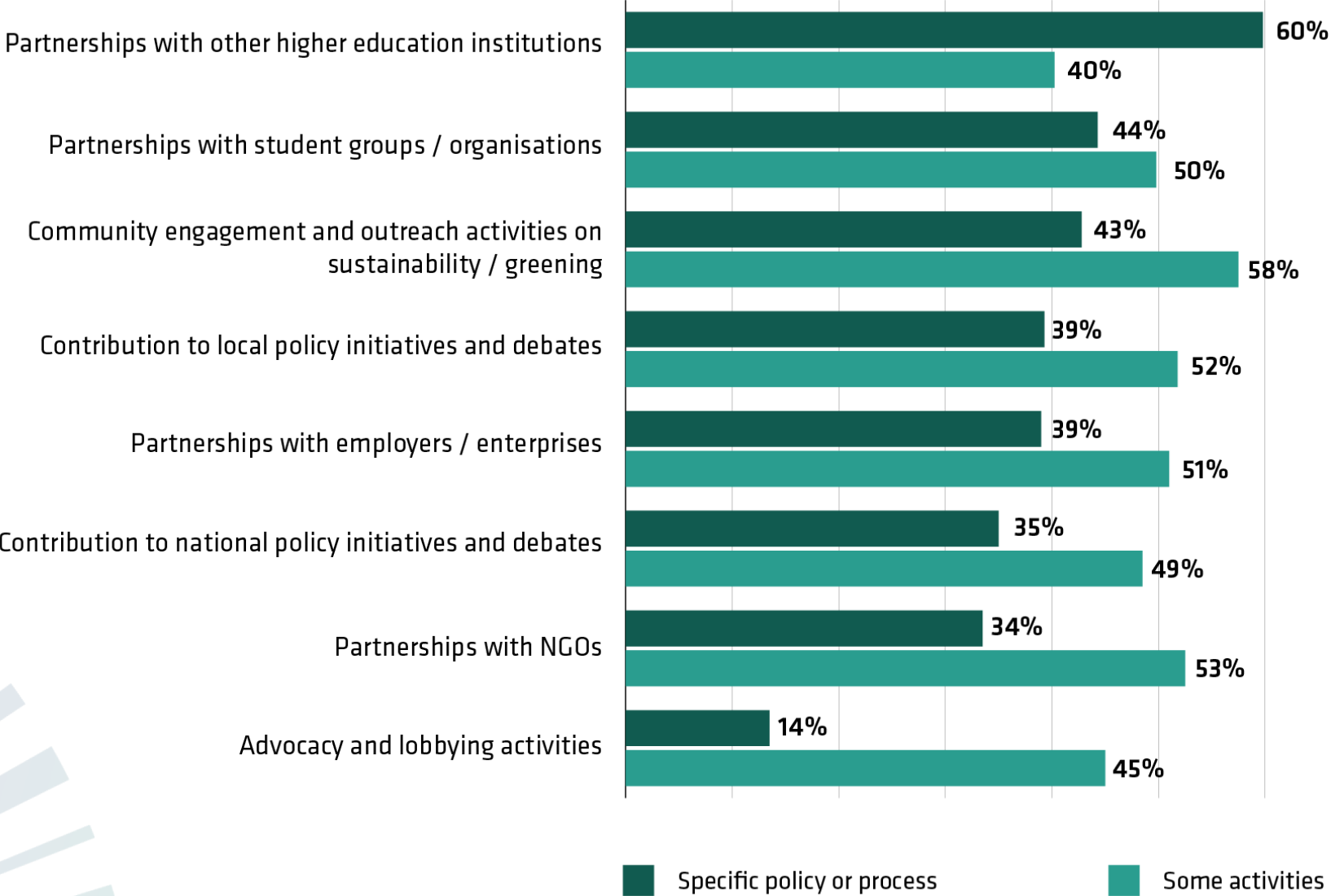
Research and innovation

Q6.6. Which of the following activities and measures take place at your institution? *Please select all that apply* (...). N=400



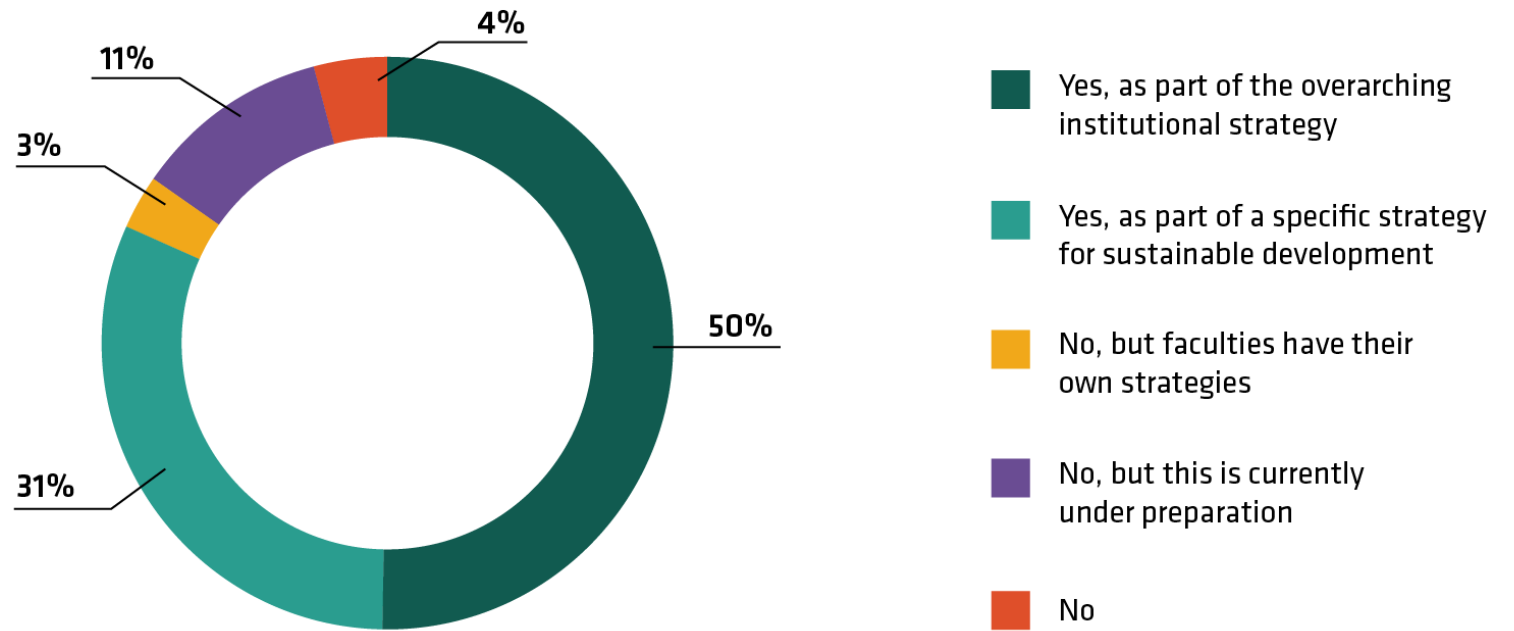
Activities (iii) Outreach

Q6.3. Which of the following activities and measures take place at your institution?
Please select all that apply (...). N=400



Strategies & governance

Q10. Does your institution have a strategy or a similar document that refers to sustainability and/or greening explicitly? Please select one option. N=400 & Q12. Who is in charge of the governance and steering of your institution's sustainability and greening measures? Please select all that apply. N=400



- 95% have concrete governance and steering mechanisms:
 - 50% dedicated leadership portfolios
 - 40% dedicated office/team
- 70% engages in sustainability reporting
 - Predominantly voluntarily, ca. 1/3 with formal requirements.



Drivers

Q16. Please rate how important the following aspects are in advancing your institution's engagement in sustainability and greening.

93-98% (very) important:

- Our institutional values
- Leadership engagement
- Student engagement / initiatives
- Staff engagement
- The institution's third mission and its wider community

80-85% (very) important:

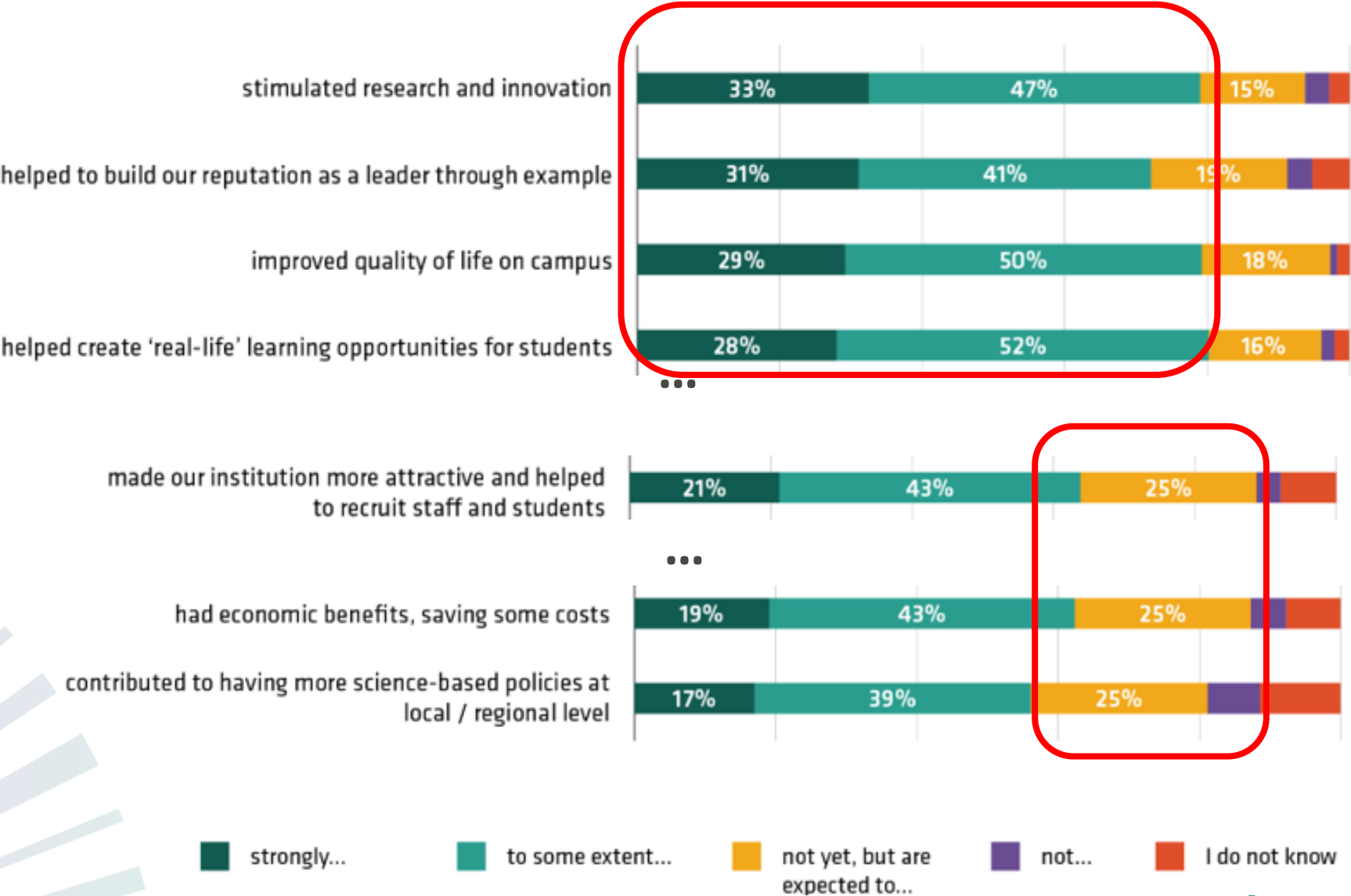
- Potential efficiency gains
- European funding
- European guidelines and policy objectives



Impact

“The activities have...”

Q17. How would you rate the impact / benefits from your institution’s sustain; and greening activities?



Barriers & enablers

Q18. Which barriers does the implementation of sustainability and greening measures face at your institution? *Please select up to five barriers*



Top 5 barriers	
General underfunding	59%
Insufficient staff resources	55%
Lack of specific funding incentives	48%
Only few students/staff engage	35%
Lack of national policy support	25%

Top 5 enablers	
Enhanced national funding support	71%
Enhanced European funding support	54%
More engagement from students/staff	47%
National guidelines on specific aspects	41%
Supportive national HE frameworks/regulations	37%

SDGs addressed

Q20. Which of the SDGs do your institution's strategies and activities address explicitly – including and beyond environmental sustainability?
Please select all that apply.



	In learning and teaching	In research and innovation	In outreach and community engagement
SDG 1. No poverty	54%	49%	46%
SDG 2. Zero hunger	48%	46%	39%
SDG 3. Good health and well-being	79%	72%	67%
SDG 4. Quality education	96%	73%	68%
SDG 5. Gender equality	84%	75%	73%
SDG 6. Clean water and sanitation	57%	65%	48%
SDG 7. Affordable and clean energy	69%	71%	57%
SDG 8. Decent work and economic growth	78%	70%	57%
SDG 9. Industry, innovation and infrastructure	71%	81%	60%
SDG 10. Reduced inequalities	74%	65%	63%
SDG 11. Sustainable cities and communities	73%	78%	71%
SDG 12. Responsible consumption and production	74%	72%	61%
SDG 13. Climate action	79%	78%	67%
SDG 14. Life below water	44%	50%	34%
SDG 15. Life on land	59%	62%	48%
SDG 16. Peace, justice, and strong institutions	71%	64%	59%
SDG 17. Partnerships for the SDGs	69%	67%	69%

Sustainability and greening at HEIs in 2025

- Many diverse activities, across all university missions
- Major increase in explicit strategies, and a clear trend for dedicated leadership portfolios (compared to 2021)
- Clear link to university's values, and its role as an actor in society
- Multifaceted benefits:
 - campus-life
 - R&I and “real life” L&T opportunities
 - Institution becomes more attractive (student/staff recruitment)
 - economic benefits and cost savings
- Lack of funding and policy support are main barriers
- Beyond greening, trends towards addressing several other SDGs, in particular in L&T activities
- HEIs engagement for and with SDGs likely to grow further



EUA spotlight on sustainability

- Webinars
- Podcasts
- Expert voices
- Taskforce

Click [here](#) to participate.



Thank you for your attention

Henriette Stoeber
Senior Policy Analyst - EUA
Henriette.Stoeber@eua.eu

Follow us

